



RESTART VDESKONLINE WHILST CONNECTED

INTRODUCTION: This guide will explain how to restart vDeskOnline whilst you are connected.

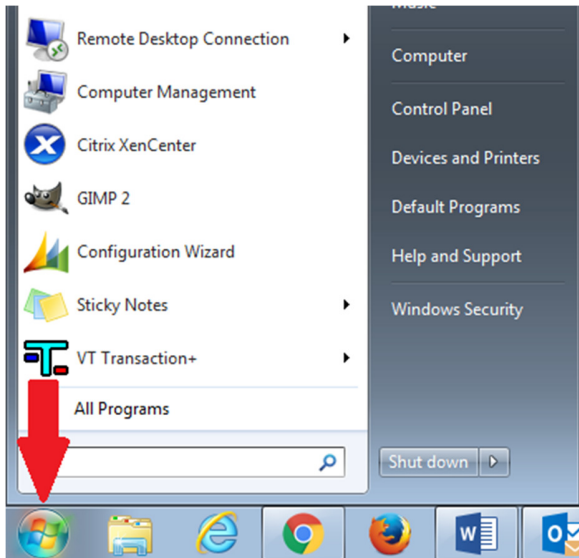
SYSTEM REQUIREMENTS: vDeskOnline TA or vDeskOnline VDI

WHAT YOU MAY NEED & OTHER CONSIDERATIONS:

- For VDI edition, see steps 1-2, for TA edition please see Step 3-4
- Your vDeskOnline profile can take up 1 minute to restart

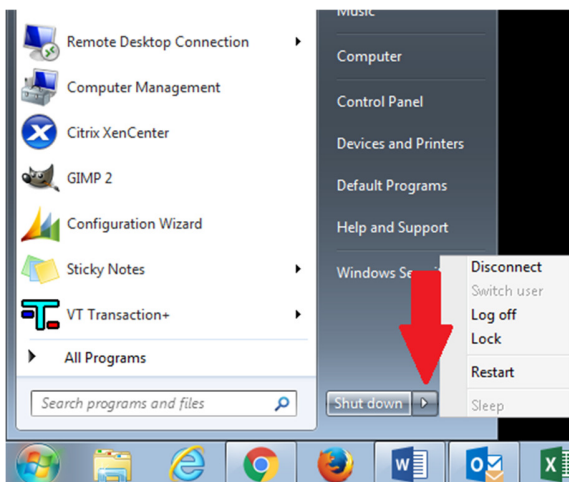
STEP ONE – VDI EDITION

Click Start



STEP TWO – VDI EDITION

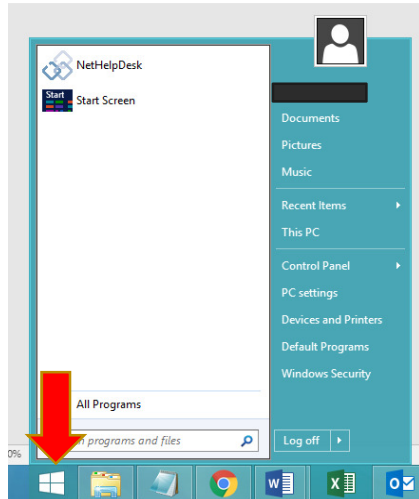
Click on the little arrow next to 'Shut Down' and select 'Restart' from the popup menu



For support please call +44 (0) 20 3740 1060, or email support@it-logik.com

STEP THREE – TA EDITION

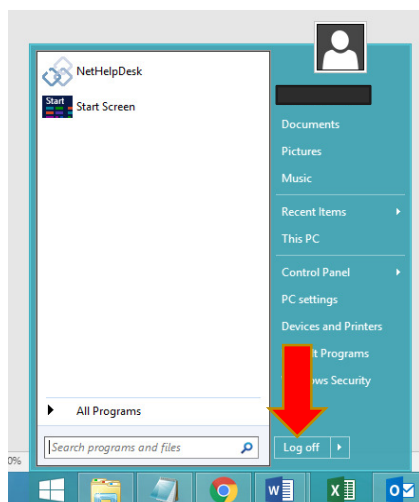
Click Start



STEP FOUR – TA EDITION

Select Log Off.

Please note your session will close and you will be taken to the Citrix Storefront. Please click on your desktop to log back on.



For support please call +44 (0) 20 3740 1060, or email support@it-logik.com