



USER GUIDES

## VDESKONLINE FOR IOS

**INTRODUCTION:** This guide will show you how to add install and configure vDeskOnline for a device that uses the IOS operating system.


**SYSTEM REQUIREMENTS:** IOS Device such as an iPhone or iPad.

**WHAT YOU MAY NEED & OTHER CONSIDERATIONS:**

- Internet connection


## STEP ONE

Visit the App Store



## STEP TWO

Search for Citrix Workspace and download the app



## STEP THREE

Once installed, open the Citrix Workspace app

Citrix Receiver is now  
Citrix Workspace app



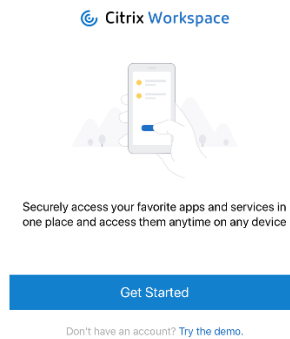
Citrix Workspace app extends the capabilities of  
Citrix Receiver, making it even easier for you to  
stay productive.

Get it

[Learn More](#)

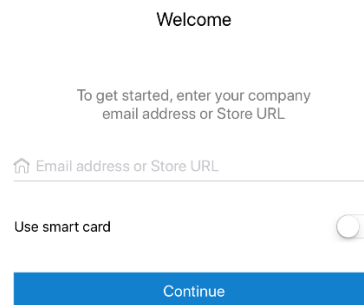
## STEP FOUR

Click on “Get Started”



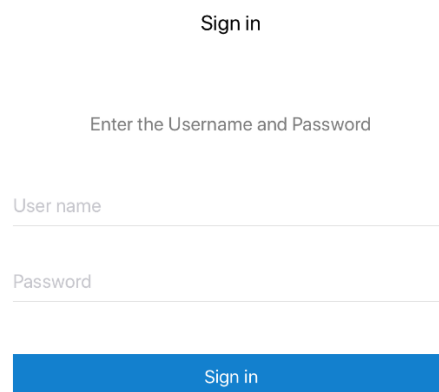
## STEP FIVE

Enter go.vdeskonline.com in the address field



## STEP SIX

Complete the fields with the following information and then tap “Sign in”: You will need your vDeskOnline username & password



## STEP SEVEN

Select the Desktops and apps you want to use in the future by clicking the + buttons. Once you are ready, tap the specific desktop you want to login to. You have now logged in.

